

Means of Warning, Alarming - Alert Signals.

Warning, alarming and notifications constitute one of the key measures undertaken by the crisis management authorities to the extent of protection of health, life and property exposed to possible civilisation threats and natural disasters.

The notion of alarm, alarming and notifying is governed by the Regulation of the Cabinet of 7 January 2013 on systems of detecting airborne contamination, related alerts and competence of relevant authorities (Journal of Laws from 2013 item 96). The Regulation was issued pursuant to Article 6 Sub-paragraph 2 Point 5 of the Act of 21 November 1967 on common obligation to defend the Republic of Poland.

In the territory of Poland the uniform system of detecting air toxics and related warning has been implemented to counteract the effects of natural disasters, technical failures, terrorism incidents that may cause chemical, biological, and radioactive contamination as well as to conduct training and exercise session to this end.

Within the framework of the national system of alarming, warning and notifying, the decision to announce an alert signal or warning notification is made by the competent public authority in the relevant territory. Training sessions may be conducted after they have been announced 24 hours in advance by means of mass media and means of communication commonly used in the relevant territory. In the area of the High School the training sessions are conducted based on the decision of the Rector. The national system of detecting air toxics and related warning is supervised and co-ordinated by the Minister of National Defence by means of the coordination centre that is the Military Force Centre of Air Toxics Analyses.

The alert systems in relevant territories are supervised by voivods, starosts, mayors, governs of municipalities who actually are the Heads of Civil Defence in the territories they govern.

DEFINITIONS OF RELEVANT NOTIONS

Alarm – an alert signal from any source of information that air toxic has been detected in result of natural or technological disaster, terrorism incident or military threat or war.

Alarming – measures aiming at immediate transmission of an alert signal to competent authorities, services and people in the relevant territory in order to notify of the exposure to airborne contamination, infection or another threat that requires immediate action.

Warning – measures aiming at transmission of notifications and information to warn about possible threat and to recommend preventive and protective measures and to instruct what procedure to follow.

Notification – transmission of relevant alert signals and information by all available means in order to warn the competent authorities and people about a possible threat of airborne contamination, airborne contamination incident or subsided threat of airborne contamination and the procedure to follow.

Alert Systems Regulations

- Alert signals and warning notices and information transmitted to people by means of mechanically and electronically driven sirens that are controlled by PCZK and WCZK alert centres. The alert centres control the sirens located in the places that allow for maximum hearing range in the most polluted areas.
- Alert signals and warning notices may be used exclusively in the case of real threat. Decisions to use alerts or warning notices or to cancel the same are made by competent public authorities in the relevant territory.


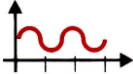
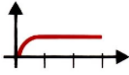
- Alert signals may also be announced by substitute means of alarming: bells, hand-operated sirens, gongs, howlers, etc., (the head of civil defence decides which one of those to use in the relevant territory)




KINDS OF ALERT SIGNALS AND WARNING NOTICES

COMMONLY APPLICABLE IN THE TERRITORY OF THE REPUBLIC OF POLAND



Legal Grounds: § 10.1. of the Regulation of the Cabinet of 16 October 2006 on systems of detecting airborne contamination and competence of relevant authorities (Journal of Laws from 2006 No 191, item 1415 with subsequent amendments).

ALERT SIGNALS

S.N	KIND OF ALARM	MEANS OF ANNOUNCEMENT			MEANS OF CANCELLATION	
		ACOUSTIC ALERT SIGNAL	MASS MEDIA	VISUAL ALERT SIGNAL	ACOUSTIC ALERT SIGNAL	MASS MEDIA
1	Air Alert 	- Continuous modulated siren for one minute.  - Subsequent sequences of long signals of vehicle sounds, whistle sounds, trumpet sounds or other compressed air instrument sounds within the 3-to-1 relation; approximately 3-second sound and 1-second break.	The following wording repeated three times: Attention! Attention! Attention! This is to announce the air alert for	A red square as the best mark	Continuous sound for 3 minutes 	The following wording repeated three times: Attention! Attention! This is to cancel the air alert for

2	<p>Airborne Contamination Alert</p> 	<p>- Interrupted modulated siren for three minutes.</p>  <p>- The sequence of short signals of vehicle sounds or a similar device or metal hitting sound or another thing hitting sound within the 1-to-1 relation, approximately 1-second sound and 1-second break.</p>	<p>The following wording repeated three times:</p> <p>Attention! Attention!</p> <p>This is to announce the airborne contamination alert (give the type of contamination) for</p>	<p>A black triangle as the best mark</p>	<p>Continuous sound for 3 minutes</p> 	<p>The following wording repeated three times:</p> <p>Attention! Attention!</p> <p>This is to cancel the airborne contamination alert for</p>
---	--	---	--	--	---	---

WARNING NOTICES

S.N	KIND OF NOTICE	MEANS OF ANNOUNCEMENT		MEANS OF CANCELLATION	
		ACOUSTIC ALERT SIGNAL	MASS MEDIA AND ELECTRONICALLY-DRIVEN SIRENS	ACOUSTIC ALERT SIGNAL	MASS MEDIA AND ELECTRONICALLY-DRIVEN SIRENS
1	<p>Airborne Contamination Warning</p> 		<p>The following wording repeated three times:</p> <p>Attention! Attention!</p> <p>People in the territory of at around(time).. may be exposed to airborne contamination (kind of contamination) towards (exposure direction)</p>		<p>The following wording repeated three times:</p> <p>Attention! Attention!</p> <p>This is to cancel the airborne contamination warning (kind of contamination) for</p>
2	<p>Infection Warning</p> 		<p>The form and content of the infection warning notice falls within the competence of the State Sanitary Inspection</p>		

3	Natural Disaster and Environmental Hazard Warning		The following wording repeated three times: The warning notice on the threat and the procedure to follow.	The following wording repeated three times: Attention! Attention! This is to cancel the natural disaster warning notice for.....
---	---	--	--	--

PROCEDURE TO FOLLOW AFTER HAVING HEARD THE ALERT SIGNAL /ALARM/

Remember!

After having heard the alert signal, you must act quickly but reasonably and do not panic. In case you cannot hide in a shelter, hide in a depression in the ground or a security shield.

Common human behaviour in the case of an emergency situation, that facilitates adaptation to harsh conditions, includes:

- taking quick action without any symptoms of panic;
- continuous listening to emergency alerts broadcast on the radio;
- staying calm and living as usual as much as possible;
- providing aid to those in need;
- using the stocks reasonably;
- listening to advice and instructions issued by the persons authorised in emergency situations (firefighting services, the police, special life saving services);
- evacuating the domicile in an unquestioned manner in case it is necessary;
- turning off gas and electrical utilities and ensuring that property is safe.

After having heard the alert signal:

1. **People staying home should:**
 - put on your clothes,
 - turn off all the gas and electrical utilities and extinguish a fireplace fire,
 - close the windows and ensure the apartment is safe,

- take personal identity proofs, food stocks, protection against airborne infectious agents, dressing or bandage, an electric torch if possible, a blanket, a radio receiver (battery-operated), etc.,
- notify neighbours of the emergency alert (they may have not heard the emergency alert signal) and promptly proceed to the nearest bunker or shelter.

2. People staying at work, school, or public space should:

- discontinue work (switch off the machinery and equipment), studies, participation in events, journey and proceed to the nearest bunker or shelter,
- help the vulnerable, sick, and disabled,
- strictly follow the instructions issued by the civil defence services,
- horse-driven vehicle and engine-driven vehicle drivers should stop their vehicles,
- vehicles must be parked in a way that will keep shelter entrance and related traffic routes clear.

3. Vehicle drivers:

After having heard the air alert signal, vehicle drivers must stop their vehicles and park them in a way that will keep shelter entrance and related traffic routes clear. A driver and passengers should proceed to the nearest shelter. Persons, who for any reasons have not managed to hide in shelters, should hide in a depression in the ground or a security shield.

4. In the area exposed to airborne contamination:

- put on a gas mask or protection against airborne infectious agents
- try to exit the contaminated area at the angle of 90 degrees off the wind,
- avoid paddles after radioactive rain,
- do not take hold of objects in the contaminated area,
- proceed to the nearest decontamination points,
- do not consume food products.

Po After having heard the Airborne Contamination or Infection Warning, You must:

- check your protection against airborne infectious agents,

- check your food, water, fodder stocks,
- check air-tightness of facilities for people and animals,
- proceed to the shelters (bunkers, for instance) - in case you are not recommended otherwise,
- follow the orders and instructions issued by the civil defence authorities.

EMERGENCY TELEPHONE NUMBERS

Remember!

- Call the numbers whenever you seek assistance!
- Call the numbers only when you seek assistance! That means that you cannot treat them as sources of information, they are not a laughing matter, do not waste the time of people who offer assistance, as they may miss another emergency case.

112 – Emergency Number (available also in other European countries) your call may be answered by a police officer, a firefighter or an emergency call handler - however, you will always be offered assistance!

997 – Police

998 – Firefighting Services

999 – Emergency Life Saving Services

How to report an incident?

- try to stay calm - speak in a self-controlled and calm manner if you can, do not shout, do not panic;
- if it is only possible - do not hang up too early, let an emergency call handler collect basic and indispensable information, which is necessary to take action;
- provide Your telephone number, name and surname to get back to You;
- always tell what has happened and where and tell whether anyone has been injured/exposed to any threat.
-

Other emergency numbers:

- 986 – Municipal Guards
- 991 – Power Engineering Emergency Number
- 992 – Gas Emergency Number
- 993 – Heat Distribution Emergency Number
- 994 – Water and Sewage Emergency Number